

How to Train your very own AI Salesperson to build trust and increase your website conversions with Magicform.ai

1 Navigate to www.magicform.ai/?via=future-ai

2 Click "Get started FREE"

mission to convert your website visitors into eager customer
24/7 live chat.

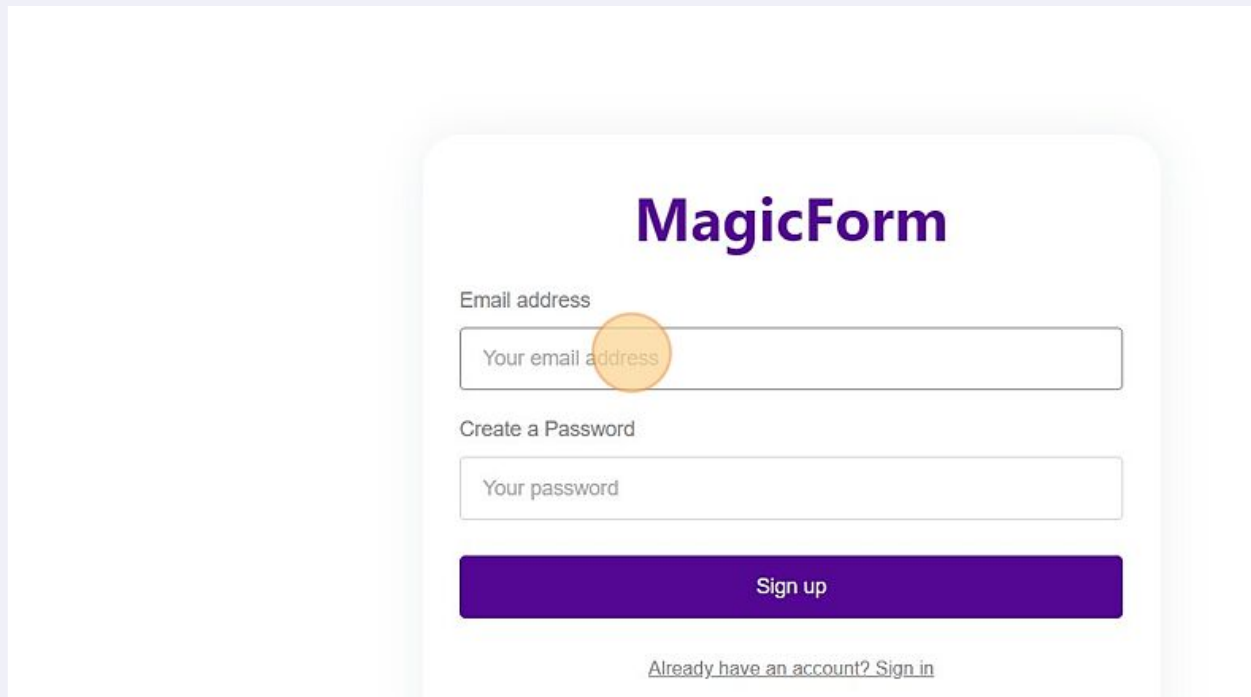
Powered by GPT-4 and available in 100+ different languages,
the world's easiest-to-train AI and the **only one that gets sm**
every conversation it has.

Get started FREE →

Become an Affiliate

Want first look at new features? [Join our Discord](#)

- 3 Click the "Your email address" field and Sign up.



MagicForm

Email address

Your email address

Create a Password

Your password

Sign up

[Already have an account? Sign in](#)

- 4 Click "Let's go! →"

Welcome to the future.

MagicForm is an AI employee designed for the small business.

In less than 5 minutes you will fully trained AI on your website converting curious site visitors into customers who do business with you.

Let's go! →

Watch a walkthrough 🎥

Increase Revenue

The easier it is for your customers to find out if your solution is the right fit for them by asking questions, the easier it is for them to want to give you money.

Improve Efficiency

No more answering the same internal question every day. Train an AI to be a single source of truth for all of the information your employees need to do their jobs.

- 5 Click the "Enter a website URL to scan" field, and fill it.

Onboarding

ite
cuments
nowledge

Scan Website (optional)

Enter your URL, select the subpages you'd like to scan, and watch us convert your

- 6 Click "Continue"

Website

Documents
Knowledge
ro

Scan Website (optional)

Enter your URL, select the subpages you'd like to scan, and watch us convert y

7

You can also upload documents. Click "Continue"

site

documents

nowledge

Upload Documents

Upload your documents and we'll convert them into organized question answer pairs

Datei auswählen

Keine ausgewählt

Upload Documents

Back

Continue

8

Fill out frequently asked questions the customers ask and your response. Then click "Continue"

What is your company name?

-

CREATED: 02/22/2023 04:16 PM CET

What is the primary customer service channel and contact email or phone?

-

CREATED: 02/22/2023 04:22 PM CET

Back

Continue

9

Click "Save and Apply Instructions"

Patient Support Rep Experienced Sales Rep Both (Sales + Support)

Information to Gather: (pick multiple)

Name Phone Email Address Company Name H

Save and Apply Instructions

10

Click "Continue"

Patient Support Rep Experienced Sales Rep Both (Sales + Support)

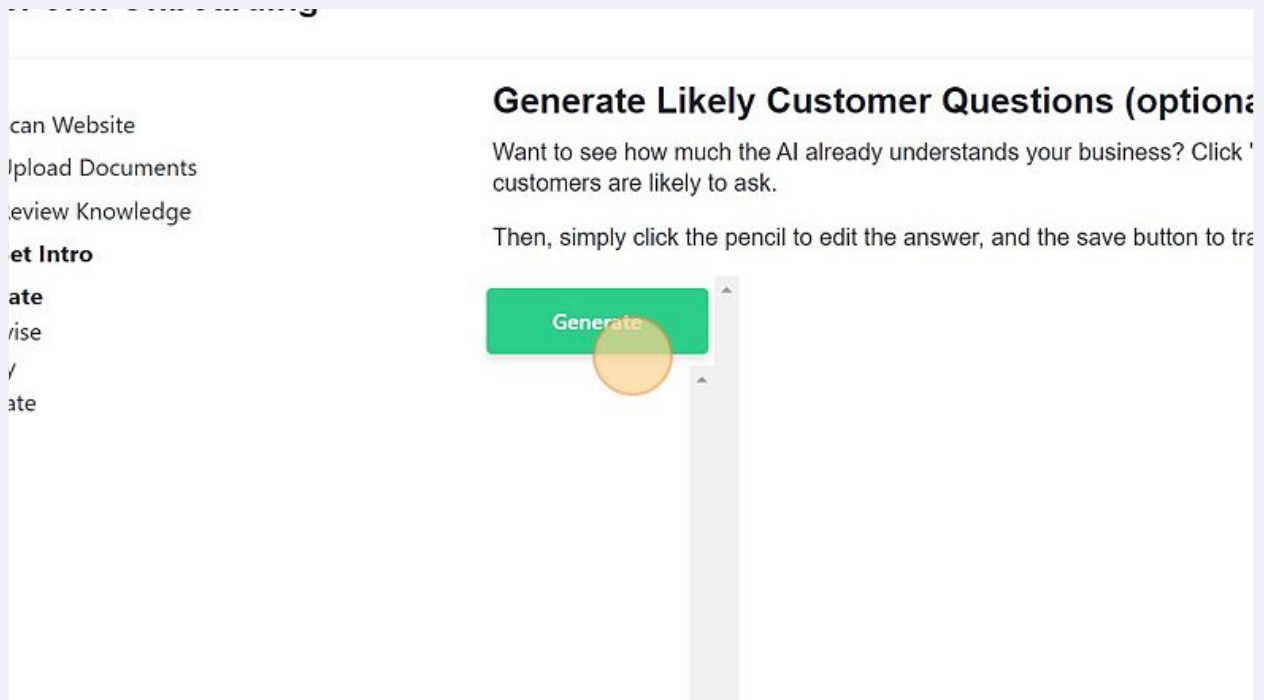
Information to Gather: (pick multiple)

Name Phone Email Address Company Name Ho

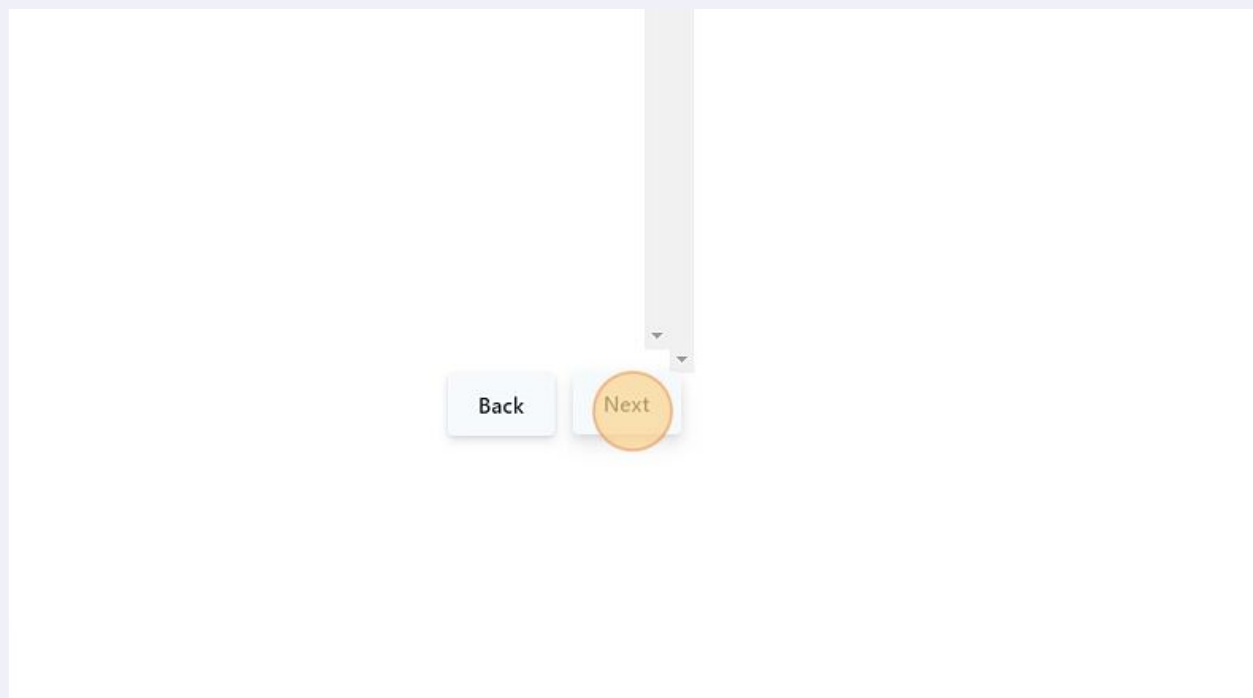
Save and Apply Instructions

Back Continue

11 You can generate more suitable questions.



12 Click "Next"



13 Click "Copy Embed Code"

Set Placeholder Message

What's on your mind?

Upload Custom Icon

Datei auswählen Keine ausgewählt

Upload

Copy Embed Code

Note: code must be added to the body section of your website

Back Next

14 Embed the copied code to the body section of your website. Then you have your own live chat 24/7 with personalized AI that answers questions from customers and boost your conversions.